

**Underlying Fund Investment Objective**

Dynamic Global Equity Fund is a feeder fund which invests directly in Fundsmith Equity Fund. The aim of the underlying fund is to provide long-term growth by investing in equities on a global basis and adopting a specific investment philosophy. It is envisaged that the underlying fund will generally be comprised of 20 to 30 stocks. The underlying fund is not expected to invest in derivatives and is not expected to hedge any currency exposure.

**Underlying Fund Manager Philosophy**

The philosophy of the underlying fund manager is to invest in equities which are of high quality and difficult to replicate. The company selects equities with a perceived high degree of certainty of growth and businesses which are resilient to change. It also selects businesses whose valuation is considered to be attractive.

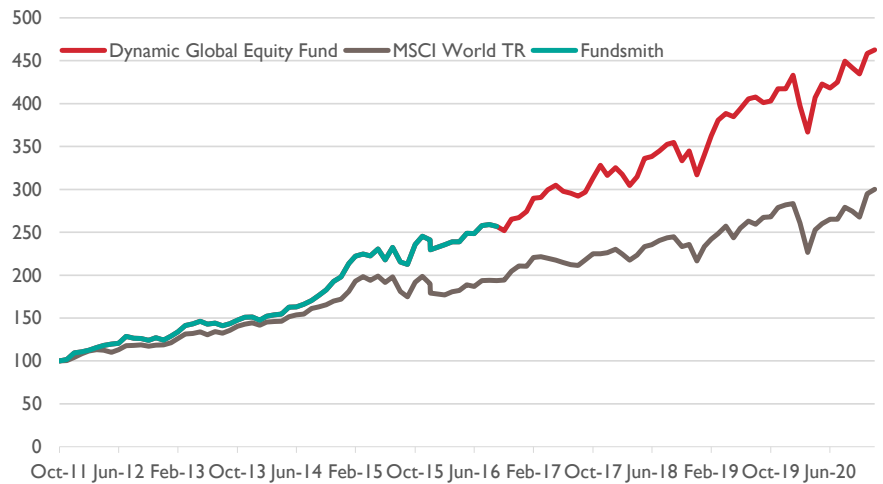
**Underlying Portfolio Comments**

During the month the underlying fund completed the purchase of a stake in LVMH, the world's leading luxury goods business. The top 5 contributors in the month were Paypal, IDEXX, Philip Morris, Estée Lauder and Intuit. The top 5 detractors were Facebook, Kone, Brown Forman, Unilever and Automatic Data Processing.

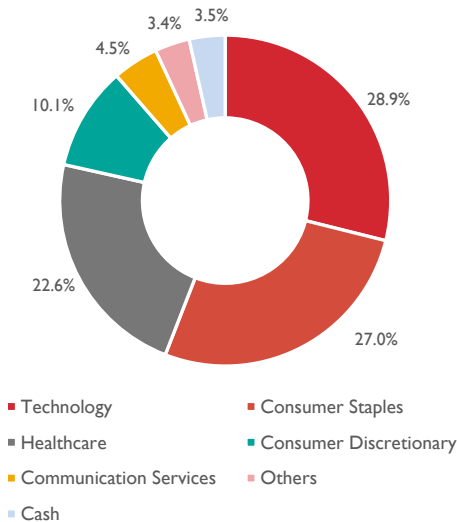
**Performance 31-Dec-2020**

	Dynamic Global Equity Fund	MSCI World TR
1 Month's Return	0.88%	1.77%
3 Months' Return	4.75%	9.34%
YTD	10.89%	6.40%
12 Months' Return	10.89%	6.40%
Return Since Inception	83.74%	54.37%
Annualised Return Since Inception	15.71%	10.97%

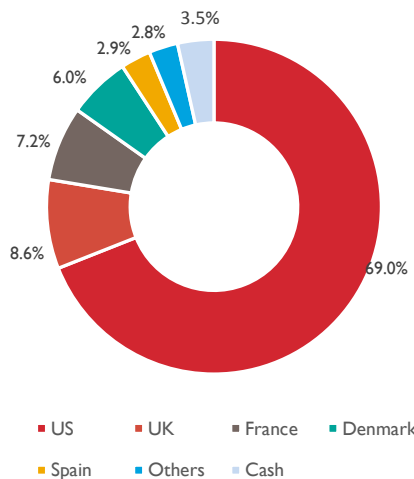
**Underlying Fund Performance**



**Sector Split**



**Geographical Split**



**Key Facts**

Underlying Fund Total AUM	EUR 26.0bn
NAV (Class R)	183.14
Currency	EUR
Inception Date (Dynamic Global Equity Fund)	4/Nov/2016
Min. Investment (Lump Sum)	EUR 10,000
Total Expense Ratio	1.70%
Underlying Fund Manager	Terry Smith
Underlying Fund Morningstar Rating	Gold

	JAN	FEB	MAR	APR	MAY	JUN	JUL	AUG	SEP	OCT	NOV	DEC	YEAR	MSCI
2013	3.70%	3.72%	5.68%	1.20%	2.24%	-2.26%	0.70%	-2.08%	1.84%	2.72%	2.37%	0.13%	21.54%	21.61%
2014	-2.38%	3.18%	0.92%	0.65%	5.11%	0.31%	1.78%	2.59%	3.58%	3.68%	5.41%	2.70%	30.95%	19.21%
2015	7.78%	4.03%	1.13%	-0.94%	3.64%	-5.47%	6.65%	-7.36%	-1.21%	10.86%	4.11%	-1.87%	21.67%	10.41%
2016	-4.65%	2.53%	1.44%	0.04%	4.06%	-0.12%	3.74%	0.50%	-0.85%	-1.95%	5.30%	0.70%	10.83%	11.04%
2017	2.75%	5.55%	0.37%	3.04%	1.81%	-2.37%	-0.69%	-1.14%	1.59%	5.52%	4.73%	-3.56%	18.51%	7.23%
2018	2.83%	-2.38%	-4.09%	3.27%	6.79%	0.70%	1.93%	2.23%	0.58%	-5.97%	3.41%	-8.12%	0.12%	-4.21%
2019	7.38%	6.51%	5.08%	2.07%	-0.96%	2.32%	3.01%	0.54%	-1.61%	0.47%	3.49%	0.01%	31.71%	30.25%
2020	3.78%	-8.21%	-7.68%	10.97%	3.88%	-1.11%	1.61%	5.74%	-1.73%	-1.58%	5.50%	0.88%	10.89%	6.40%

Note: Dynamic Global Equity Fund performance as from inception date of 4-November-2016