

DYNAMIC GLOBAL EQUITY

CLASS R - MUR FACTSHEET

31 December 2021

Underlying Fund Investment Objective

Dynamic Global Equity Fund is a feeder fund which invests directly in Fundsmith Equity Fund. The aim of the underlying fund is to provide long-term growth by investing in equities on a global basis and adopting a specific investment philosophy. It is envisaged that the underlying fund will generally be comprised of 20 to 30 stocks. The underlying fund is not expected to invest in derivatives and is not expected to hedge any currency exposure.

Underlying Fund Manager Philosophy

The philosophy of the underlying fund manager is to invest in equities which are of high quality and difficult to replicate. The company selects equities with a perceived high degree of certainty of growth and businesses which are resilient to change. It also selects businesses whose valuation is considered to be attractive.

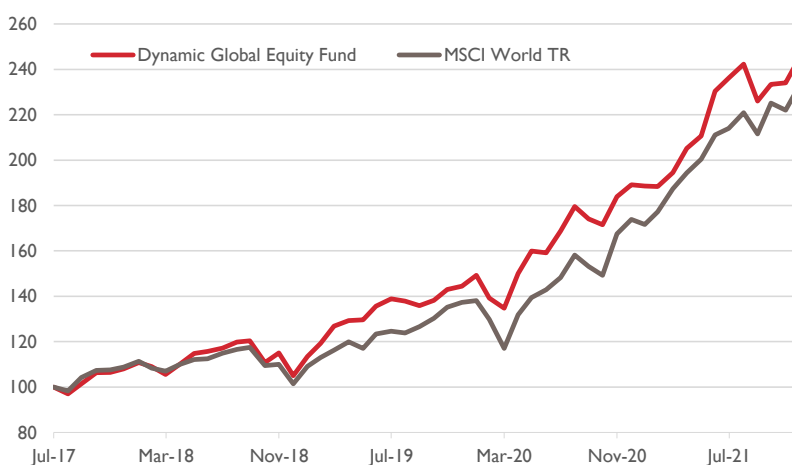
Underlying Portfolio Comments

The underlying fund exited an as yet undisclosed position during the month. The top 5 contributors in the month were Stryker, Estée Lauder, McCormick, Philip Morris and Visa. The top 5 detractors were Intuit, Amazon, Nike, Brown Forman and Microsoft.

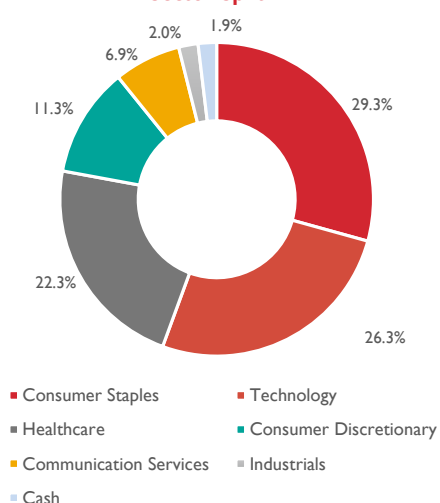
Performance 31 December 2021

	Dynamic Global Equity	MSCI World TR
1 Month's Return	4.90%	5.14%
3 Months' Return	8.66%	10.35%
YTD	29.85%	34.25%
12 Months' Return	29.85%	34.25%
Return Since Inception	145.56%	133.37%
Annualised Return Since Inception	22.53%	21.12%

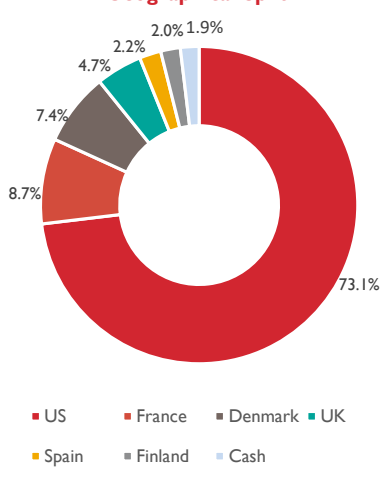
Underlying Fund Performance



Sector Split



Geographical Split



Key Facts

Fund Total AUM	MUR 5.4bn
NAV (Class R)	11838.45
Currency	MUR
Inception Date (Dynamic Global Equity Fund)	August 17, 2017
Min. Investment (Lump Sum)	MUR 400,000
Total Expense Ratio	1.70%
Underlying Fund Manager	Terry Smith
Underlying Fund Morningstar Rating	Gold

	JAN	FEB	MAR	APR	MAY	JUN	JUL	AUG	SEP	OCT	NOV	DEC	YEAR	MSCI
2017											0.08%	1.47%	1.55%	8.83%
2018	2.58%	-1.61%	-3.11%	4.32%	4.24%	0.77%	1.24%	2.31%	0.45%	-7.94%	3.78%	-8.72%	-2.76%	-6.75%
2019	8.02%	5.12%	6.39%	1.97%	0.25%	4.60%	2.35%	-0.68%	-1.47%	1.71%	3.52%	1.01%	37.62%	35.30%
2020	3.32%	-6.77%	-3.17%	11.33%	6.62%	-0.55%	6.04%	6.44%	-3.05%	-1.50%	7.21%	2.85%	30.87%	26.59%
2021	-0.28%	-0.13%	3.29%	5.46%	2.66%	9.36%	2.55%	2.55%	-6.71%	3.25%	0.32%	4.90%	29.85%	34.25%

Note: Dynamic Global Equity performance as from inception date of 17-August-2017