

Investment Focus

The objective of the Fund is to achieve long-term capital growth by investing in listed African equities which will benefit from various socio-economic structural changes unfolding in Africa. These include the demographic wave driven by a growing African middle class and the digital revolution unfolding throughout the continent.

The capital allocation of the Fund follows a robust 'Quantamental' approach combining crucial top down risk management, quantitative stock filtering process and solid bottom-up analysis. This disciplined framework guides the decision making process throughout the investment cycle, starting from mega trend identification till execution.

Price Data

I Class - USD	12.874
I Class - EUR	11.3197
I Class - MUR	563.2508
R Class - USD	11.2000
R Class - EUR	9.2309
R Class - MUR	543.4446

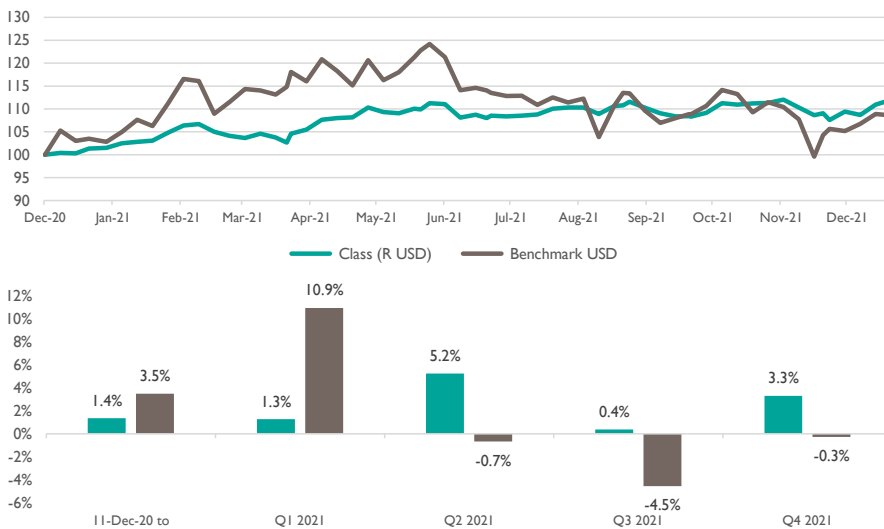
Fund Facts

ISIN	-
Bloomberg Ticker	-
Investment Manager	AXYS Investment Partners
Inception Date	11 December 2020
Benchmark	MSCI EFM Africa Index
Management Fee - R	2.0%
Management Fee - I	1.5%
Entry Fee	Up to a maximum of 2%
Exit Fee	Up to a maximum of 2%
Minimum Investment	R: USD1,000 or equiv. I: USD100,000 or equiv.
Liquidity	Weekly
Sub/Red Cut-off	Friday 11:00am MRU Time

Key Figures - as of end of month

Asset Under Management (USD)	2,395,018
Number of Holdings (ex. Cash)	38
Market Cap (M USD weighted)	5,277
Price/Book (trail. weighted)	3.4x
Price/Earnings (trail. weighted)	20.3x
Dividend Yield (trail. %)	3.71%
Active Share	>90%
Beta	0.2
Volatility	7.5%
Tracking Error	3.9%
Risk Adjusted Return	1.5
Information Ratio	0.8
Largest Upside (weekly)	2.07%
Largest Drawdown (weekly)	-2.64%
No of upside returns (weekly)	33
No of downside returns (weekly)	21

Fund Performance



Performance as at 31 December 2021

	1 Month	3 Months	YTD	1 Year	Since Inception
Class R USD	2.70%	3.29%	10.51%	10.51%	12.00%
Benchmark	4.08%	-0.26%	4.90%	4.90%	8.56%

Market Review

Northern Africa

Morocco – Over the month the MADEX Free Float Index TR (USD) increased by 2.40% driven by Materials, I.T. and Financials. Q3'21 GDP climbed by 7.8% YoY thanks to a surge of 17.7% in agricultural production. November CPI increased by 6.6% YoY and the Central Bank expects GDP growth to reach 2.9% in 2022 with an annual inflation at 2.7%. Geopolitical tensions between Morocco and Algeria remain an issue. **Egypt** – Over the month the EGX 30 Index TR (USD) climbed by 5.17% driven by Real Estate, Comm. Services, and Industrials. The CBE kept its benchmark rates unchanged at 825bps-925bps while October Industrial Production fell by 2.3% MoM. For Q3'21, GDP growth hit a 20Y high and came at 9.8% YoY. Leading indicators such as PMI stabilized at 48.7 in November. **Tunisia** – Over the month the TUNINDEX Index TR (USD) gained 0.59% driven by Real Estate, Financials and Health Care. The Central Bank kept its benchmark rate unchanged at 625bps while stressing the need to speed up economic reforms. Pres. Saied announced a constitutional referendum and legislative elections for 2022 while extending the Parliament suspension until then.

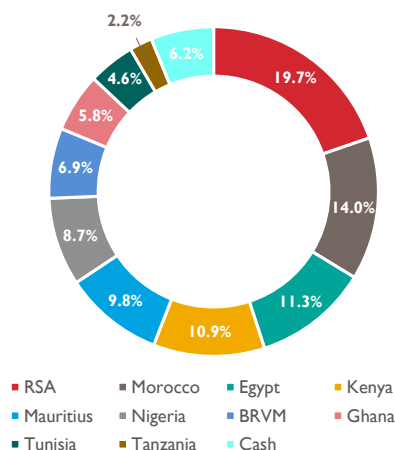
Western Africa

Nigeria – Over the month the NGX All Share Index TR (USD) returned -3.61% in USD terms mainly driven by Materials and Comm. Services. Nigeria's YoY inflation rate dropped further in November 2021 to 15.4% from 15.99% in October. Nigeria's foreign trade increased by 58.6% YoY in Q3'21. Nigeria continues to record negative trade balance, exacerbated by a surge in its import bill while export value is not growing at the same pace. **BRVM** – Over the month the BRVM Composite Index TR (USD) climbed by 2.68% driven by Materials, Financials and Cons. Staples. On the macro front, November CPI rose by 3.0% YoY in Senegal while climbing by 5.5% YoY in Ivory Coast. Cocoa production in Ivory Coast remains strong and gained 6.2% YoY in November. **Ghana** – Over the month, the GGSECI Index TR (USD) returned -3.37%, mainly driven by Comm. Services. Q3'21 GDP grew 6.6% compared to -3.2% in Q3'20 and 5.3% in Q3'19, highest growth achieved since the pandemic started. BOG hiked its policy rate for the first time since 2015 by 100bps from 13.5% to 14.5% due to elevated inflationary risks as inflation had reached a 15-month high of 11.0% in October and 4-year high of 12.2% in November.

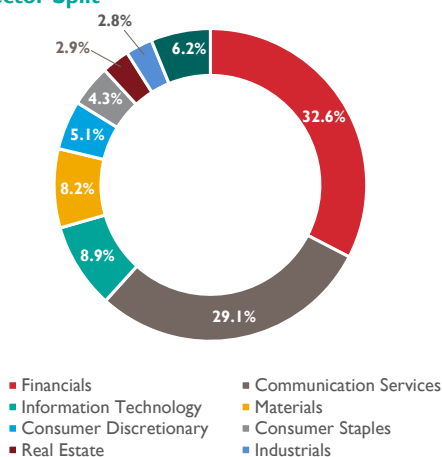
Eastern Africa

Kenya – In December, the NSE All-Share TR (USD) was up 1.28% mainly driven by Financials and Cons. Staples. Q3'21 GDP grew 9.9% compared to -2.1% in Q3'20 as the economy rebounds from the pandemic effects due to eased restrictions measures. November CPI was up 0.45% MoM driven by food products, non-alcoholic beverages, and transport. Annual inflation stood at 5.80% in November from 6.45% in October. Policy rate is maintained at 7.0% for the 11th straight meeting. **Mauritius** – Over the month, the SEMDEX TR (USD) was up 3.83% driven by Financials and Cons. Discretionary. November CPI increased by 0.8% MoM driven by an increase in fruit and meat prices. Annual inflation stands at 6.4% in November from 3.1% in November 2020. Statistics Mauritius GDP growth rate forecasted down to 4.8% for 2021 from 5.4% earlier this year reflecting uncertainties of the potential impact of the Omicron variant. Unemployment rate drops 1.0% from Q2'21 to Q3'21 as youth unemployment rate fell 6.0% in the same period.

Geographic Split



Sector Split



Top 5 Positions

Prosus	4.1%
Safaricom	4.1%
MTN Nigeria	3.9%
Telecom Egypt	3.6%
Sonatel	3.5%

Top 3 Contributors (bps)

Karoo000 Ltd	62
Telecom Egypt	52
Talaat Moustafa Group	29

Top 3 Detractors (bps)

MTN Ghana	-23
Endeavour Mining	-15
FBNH	-10

Market Cap Breakdown (USD)

Above 1B	50.7%
500M — 1B	5.5%
100M — 500M	26.7%
Below 100M	17.2%

Market Review Continued

Tanzania – Over the month the DARSDSEI Index TR (USD) returned 1.76% driven by Materials and Financials. November CPI increased 0.5% MoM driven by an increase in price of food and non-alcoholic beverages. Annual inflation stands at 4.1% in November as compared to 4.0% YoY in October. Private sector credit growth improved to 4.6% in September 2021, up from 3.2% in August 2021.

Southern Africa

South Africa – Over the month the FTSE / JSE All-Share Index TR (USD) was up 5.05% driven by Materials and Comm. Services. In November headline consumer inflation accelerated to 5.5% YoY, from 5% in October beating market expectations, mainly driven by 'transport' category. Headline producer inflation maintained its upward trend in November, up 9.6% YoY, compared to 8.1% in October. November also saw trade surplus widen, increasing to R35.8Bn from R27.7Bn in October and can be attributed to larger increase in value of exports compared to imports, supported from imports from China.

Portfolio Positioning

Northern Africa

Morocco – Stock selection has been mixed bag with on one hand: Disway +5.50%, LafargeHolcim +4.54% and Banque Centrale Populaire +2.06% contributing positively by: 13bps, 9bps and 5bps while on the other hand: HPS -1.48%, AYA Gold -0.44% and Maroc Telecom -0.13% contributing negatively by respectively: 4bps, 1bp and 0bp. **Egypt** – has been strong overall, top contributors were Telecom Egypt +17.11%, Talaat Moustafa +11.06%, Obour Land +4.57% and Commercial Intl Bank Egypt +3.39% contributing by +52bps, +29bps, +6bps and +9bps while Fawry -1.11% was the only detractor contributing by -1bp. **Tunisia** – Stock selection has been mixed bag with on one hand: Delice Holding +1.92% contributing by +2bps while on the other hand: BIAT -0.13% contributing slightly negatively to the overall performance.

Western Africa

Nigeria – Returns on the Nigerian portfolio was a mixed bag for April. Airtel Africa and MTN Nigeria returned +9.32% and +1.18% respectively contributing by +28bps and +5bps while FBN -6.90% was a detractor contributing -10bps. **BRVM** – Stock selection has been negative with Societe Generale -7.26% and Endeavour Mining -6.24% contributing respectively by -8bps and -15bps while Sonatel +0.63% contributing by +2bps to the overall portfolio performance. **Ghana** – Over the month, stock selection has been negative. MTN Ghana and CAL Bank returned -8.26% and -0.83% contributing respectively by -23bps and -3bps to the overall performance.

Eastern Africa

Kenya – Returns on the Kenyan portfolio was a mixed bag for December. Diamond Trust and I&M Holdings returned +5.64% and +0.86% contributing by +12bps and +2bps while Kenya Reinsurance -1.85% and Safaricom -0.57% were detractors contributing -5bps and -2bps to the portfolio performance. **Mauritius** – Stock selection was mostly positive for the month. Alteo, SBMH, NIT and MCB Group returned +11.96%, +11.44%, +8.82% and +4.80% respectively contributing +18bps, +26bps, +17bps and +9bps to the overall performance while Afrexim Bank was flat during the month. **Tanzania** – Helios Towers returned +6.89% in USD total return terms. The contribution to the overall performance was +14bps.

Southern Africa

South Africa – Stock selection was mostly positive for the month. Karoo000, Nedbank, Textainer, MTN Group, Prosus and Naspers returned +23.58%, +6.21%, +5.98%, +5.89%, +1.22% and +1.07% respectively contributing +62bps, +20bps, +16bps, +19bps, +5bps, +1bp to the portfolio performance. Sibanye-Stillwater -2.43% was the only detractor contributing -5bps.

Note: Performance is reported in USD Total Return terms.

DISCLAIMER

This document is provided for information purposes only and is not a solicitation or an offer to buy or sell any fund. AXIOM Africa Equity Fund (the "Fund") is authorised as a collective investment scheme by the Financial Services Commission of Mauritius ("FSC") and is suitable only for such persons described in the prospectus. The full version of the prospectus and the subscription documents can be obtained upon request from the Manager. The FSC does not vouch for the financial soundness or for the correctness of any statements or opinions expressed with regards to the Fund. AXYS INVESTMENT PARTNERS LTD (the "Manager") accepts no liability or responsibility whatsoever for any consequential loss of any kind arising out of the use of this document or any part of its contents. Investors are not protected by any statutory compensation arrangement in Mauritius in the event of the Fund's failure. Any past performance figures as published herein are not to be taken as a guide to future returns. As is true for any investment in any collective investment scheme, investment in the securities herein is not guaranteed. The value of the investment may go up as well as down and the investor may not get back his initial capital. In certain circumstances an investor's right to redeem his investment may be suspended. Indices are used for comparative purposes only. The Manager is duly licensed by the FSC as CIS Manager and Investment Adviser (Unrestricted).